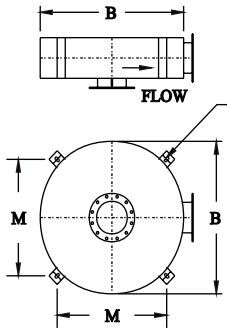


TYPE 29 - H
(401 SERIES AND FAMILY)

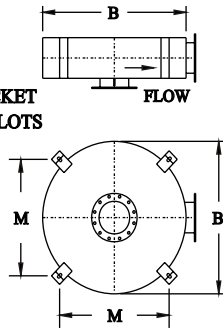
**TOP VIEW
 (OPTIONAL BRACKETS)**



**MOUNTING BRACKET
 .875" DIA X 1.75 SLOTS
 (4 PLCS)**

**OPTIONAL:
 BRACKETS ON TOP.
 TYPE 29-H-XXX-TOP**

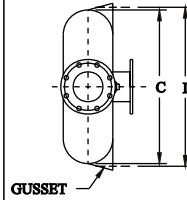
**TOP VIEW
 (STANDARD BRACKETS)**



**STANDARD STYLE SHOWN ABOVE.
 (BRACKETS ON BOTTOM)
 TYPE 29-H-XXX-BOT**

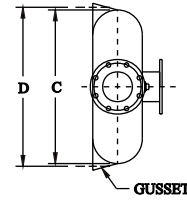
TYPE 29 - I
(501 SERIES AND FAMILY)

**OUTLET VIEW
 (OPTIONAL BRACKETS)**

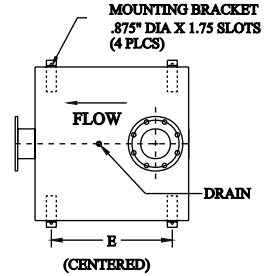


**OPTIONAL:
 BRACKETS ON BOTTOM.
 TYPE 29-I-XXX-BOT**

**OUTLET VIEW
 (STANDARD BRACKETS)**



**STYLE 2 SHOWN. BRACKETS ON "TOP."
 (BOTTOM VIEW SHOWN ON RIGHT)
 TYPE 29-I-XXX-TOP**



TYPE 29 - H

FOR SHELL DIAMETERS 12" THRU 86"

MODEL	B	M
29-H-120	12	10.6
29-H-130	13	11.3
29-H-170	17	14.1
29-H-180	18	14.8
29-H-200	20	16.3
29-H-210	21	17.0
29-H-240	24	19.1
29-H-260	26	20.5
29-H-270	27	21.2
29-H-280	28	22.0
29-H-290	29	22.6
29-H-300	30	23.3
29-H-310	31	24.0
29-H-320	32	24.7
29-H-330	33	25.5
29-H-340	34	26.2
29-H-360	36	27.6

MODEL	B	M
29-H-380	38	29.0
29-H-430	43	33.2
29-H-450	45	34.6
29-H-470	47	36.1
29-H-500	50	38.2
29-H-520	52	39.6
29-H-540	54	41.0
29-H-570	57	43.1
29-H-590	59	44.5
29-H-600	60	45.3
29-H-620	62	46.7
29-H-624	62.4	47.0
29-H-644	64.4	48.4
29-H-680	68	50.9

MODEL	B	M
29-H-700	70	52.3
29-H-724	72.4	54.0
29-H-730	73	54.4
29-H-744	74.4	55.4
29-H-750	75	55.9
29-H-826	82.6	61.2
29-H-840	84	62.2
29-H-846	84.6	62.6
29-H-860	86	63.6

TYPE 29 - I

FOR "C" LENGTHS 26" THRU 90"

MODEL	C	D	E
29-I-260	26	30	20
29-I-270	27	31	21
29-I-310	31	35	25
29-I-320	32	36	26
29-I-360	36	40	30
29-I-430	43	47	38
29-I-500	50	54	44
29-I-570	57	61	51
29-I-600	60	64	54
29-I-630	63	67	58
29-I-680	68	72	62
29-I-720	72	74	67
29-I-730	73	75	68
29-I-820	82	84	78
29-I-840	84	86	80
29-I-860	86	88	82
29-I-900	90	92	86